

By: Gary Matula

BLDG. LEGEND:

FIRE EQUIPMENT

FHD - FIRE HOSE CONNECTION
FV - FIRE HOSE VALVE (COMES FROM CEILING)
FE - FIRE EXTINGUISHER CABINET
FS - FIRE STROBE (LOBBY LOCATED @ 6'-6",
 HALL G LOCATED IN THE CEILING; MEETING
 ROOMS LOCATED IN THE CEILING; LVL 3B/UP
 MEETING ROOMS LOCATED @ 6'-7")

**-MUST MAINTAIN AT LEAST 36" OF ACCESS
 AROUND ALL FIRE EQUIPMENT.
 -IT IS THE RESPONSIBILITY OF THE EXHIBITOR
 TO PROVIDE ACCESS TO FIRE EQUIPMENT
 WITHIN THEIR BOOTH.
 -FIRE EXTINGUISHERS MAY BE BLOCKED
 ONLY WHEN A TEMPORARY FE IS PROVIDED.**

MANDATORY AISLES/KEEP CLEAR AREAS

- -MINIMUM AGGREGATE AISLE WIDTH MUST BE AT LEAST AS WIDE AS THE REQUIRED WIDTHS OF THE EXITS TO WHICH THEY LEAD.
- REQUIRED CLEAR SPACE FOR EGRESS C.C.F.D.
- MUST REMAIN CLEAR OF OBSTRUCTION TO EGRESS.
- ENTRANCE UNITS ARE ALLOWED, BUT MUST NOT OBSTRUCT EGRESS.

UTILITY NOTES

ELECTRICAL PANEL
Panel box dimensions

- Mandatory 3" "Keep Clear" designation (see plan).
- 208V/60AMP, three phase (5 Wire) and, 208V/100AMP, phase (5 wire).

ELECTRICAL OUTLETS

- Electrical Outlet height

- 208V/60AMP, 3 Phase (5 Wire).

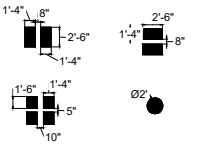
- Telephone box dimensions

- bottom of box.

CEILING RESTRICTIONS - HALL G

- Maximum booth display height is 13'6"
- Ceiling height ranges from 14'-17' in exhibit hall unless otherwise noted in plan.
- Double decker booths are not permitted on the Lobby Level due to the booth display height limitation of 13'6"

COLUMNS (NOT TO SCALE)



DRAWING INFO

Passport Line Item Number:

L9809218 FP

Facility: _____

VENETIAN EX
CENTER ..

LEVEL 1

City & State:

LAS VEGAS, N

Scale: CUSTOMER

Project #: 51251

Acct. Sales: FOLDER (EVENT)

Direct. Mgmt.: ALBERT CAPANN
1-800-455-3333

started: 1/20/20

started By: GARY MATULA
 Street Name: LAS VEGAS

Ind. Branch: LAS VEGAS

F

Freeman.




Disclaimer - This floor plan is preliminary and subject to change pending review and official approval by all authorities having jurisdiction. Every effort has been made to ensure the accuracy of all information contained on this floor plan. However, no warranties, either expressed or implied, are made with respect to this floor plan. If the location of building columns, utilities or other architectural components of the facility is in consideration in the construction or usage of an exhibit, it is the sole responsibility of the exhibitor to physically inspect the facility to verify all dimension and locations.

© Copyright 2023, Freeman. All rights reserved.

Confidential and Proprietary - the information contained herein is the proprietary information of Freeman and by accessing the information, the recipient agrees to keep the information confidential and not disclose it to any third party without the prior consent of Freeman. Recipient also agrees to only use the information for its internal evaluation purposes and for no other purpose, without the prior consent of Freeman.

LAS VEGAS, NV

TARGET MOVE-IN DATE & TIME

	MONDAY, MAY 29, @ 7 AM
	TUESDAY, MAY 30, @ 7 AM
	WEDNESDAY, MAY 31, @ 3 PM

 - INDICATES NO FREIGHT AISLES

Adherence to your assigned move-in target date is required. Not adhering to your assigned target date will result in delays for your delivering carrier in the marshalling yard with potential wait time charges from your carrier and delay the delivery of freight to your booth. Additional charges may apply.