

2023 JCK Las Vegas Safe Rental Agreement - GEMS

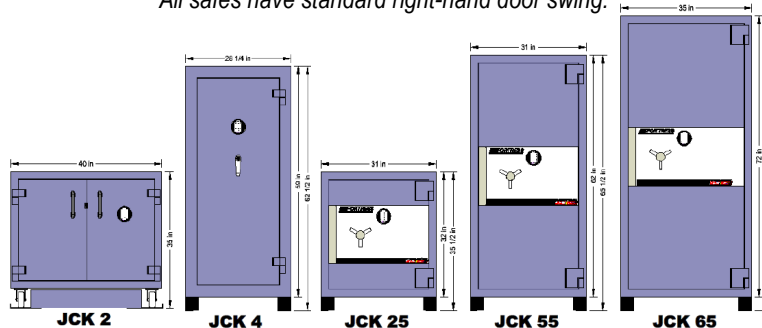
Email completed agreement to: JCKsafe@reedexpo.com Confirmation/Receipt sent by Reed Expo	Advance Deadline: 4-21-23 Friday Late/Onsite Deadline: 5-5-23 Friday No Refunds: 5-12-23 Friday
---	--

EXHIBITOR INFORMATION	
Exhibitor Name: _____	Booth #: _____
Primary Contact Name: _____	Level: _____
Phone # (including country code): _____	Email: _____
Reed Account Rep Name: _____	Fax #: _____
If Exhibitor working with an Exhibit Designer or Contractor, please include the following information: Company Name: _____ Contact: _____ <input type="checkbox"/> <u>I have read and agree to the Safe Rental Terms and understand that we are required to supply Rolland Safe Company with our Safe Installation Plan no later than 5-5-23</u>	
Authorized Signature: _____	Date: _____

Safe Model	Security Rating	Qty	Advance Rate	Late/On-Site Rate	Exterior (HxWxD) Dimensions	Interior (HxWxD) Dimensions	Capacity (Cu. Ft)	Shelves
<input type="checkbox"/> JCK 2	Non-UL-Medium Security		\$870	\$970	35" x 40" x 20"	29 ½ x 39 ½ x 16 ½"	13.1.	1
<input type="checkbox"/> JCK 4	Non-UL-Medium Security		\$970	\$1070	62 ½" x 28 ¼" x 24 ¼"	57 x 26 x 17	14.75	4
<input type="checkbox"/> JCK 25	TL-30 High Security		\$1145	\$1245	35 ½" x 31" x 31 ½"	25 x 24 x 20	6.9	1
<input type="checkbox"/> JCK 55	TL-30 High Security		\$1345	\$1445	65 ½" x 31" x 31 ½"	55 x 24 x 20	15.3	4
<input type="checkbox"/> JCK 65	TL-30 High Security		\$1495	\$1595	75 ½" x 35" x 31 ½"	65 x 28 x 20	21.2	5

Standard Equipment: Electronic Pushbutton Digital Lock; 1 Padlock/2 Keys (\$50 cash fee for padlocks that require removal with bolt cutter)

All safes have standard right-hand door swing.

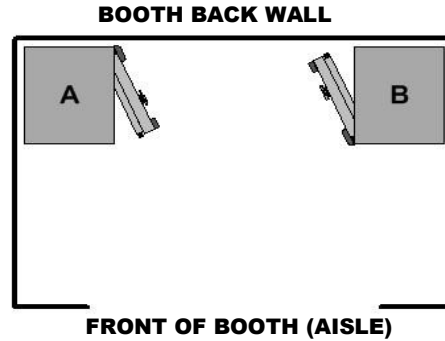
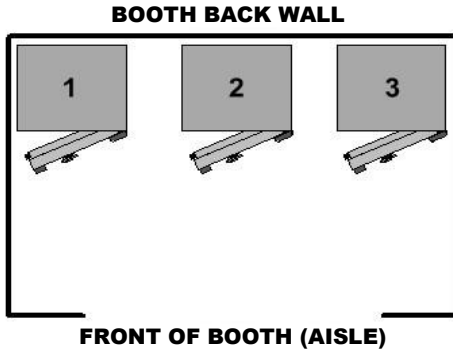


STANDARD SAFE PLACEMENT INSTALLATION

Email to: JCKsafe@reedexpo.com

Required safe placement selection below or Exhibitor may submit a booth plan which indicates the position of rental safe(s).

Circle your choice of position on the diagram to indicate the placement of your safe.



Special Safe Placement Instructions _____

SAFE RENTAL TERMS:

Submit Safe Position Plan To: safere rentals@rollandsolutions.com

SAFE INSTALLATION PROCEDURES: A detailed booth plan showing position of rental safe/ safes is no later than 5-5-23.

We accept any of the following plans:

- Option 1: A professional exhibit contractor plan (i.e. Freeman, EFI, Syma, etc.)
- Option 2: A hand-drawn plan, indicating all walls, enclosed rooms, doors, furniture, and potential obstacles. Indicate the front, sides and back boundaries of the booth.
- Option 3: Rolland Standard Safe Placement Installation Plan.

Note: ALL SAFE ORDERS MUST INCLUDE SAFE PLACEMENT.

Safes are installed several days in advance of Exhibitor Setup Day. No installation plan results in delayed safe placement.

INSURANCE COMPLIANCE: Exhibitors are solely responsible for insuring their show inventory. Rolland Safe Company and JCK Las Vegas do not provide insurance coverage. The safe program has been reviewed and approved by most jewelry insurance companies. Each of the rental safe options fall into one of two distinct security levels with different insurance coverage limits:

- UL-rated TL30 Burglary rating – High Security Safe
- Non-UL rated “Class B” – Medium Security Safe.

Individual insurance policies have different coverage parameters for trade shows and specific safe models. Rolland Safe Company and JCK Las Vegas advise Exhibitor to **consult with own insurance carrier PRIOR** to submitting safe order to determine which security level required for insurance compliance.

As the authorized representative of the listed company, I confirm that the above safe rental placement(s) is correct and accept the rental conditions as stated on my JCK Safe Rental Agreement submitted to Reed Exhibition Companies.

Name: _____

Date: _____

Advance Form Deadline: 4-21-23

All agreements are processed by Reed Exhibition Company. Contact your JCK Account Rep. for safe confirmation, payment, or receipt.

Email agreement to: JCKsafe@reedexpo.com

Exhibitor Name: _____

Booth #: _____

Safe Model: _____

JCK Account Rep: _____