




# FIRST-TIME EXHIBITOR SUCCESS: THE ULTIMATE TRADE SHOW PLANNING GUIDE





Exhibiting at trade shows offers a unique opportunity to showcase your brand, products, and services to a targeted audience, while also building valuable industry relationships. This checklist is designed to guide you through each phase of your event participation, from initial planning to post-show follow-up, ensuring you make the most of this investment.



## PROMOTE | *PRE-SHOW*

### Define Objectives and Goals

Start by defining clear, measurable goals for your trade show participation. Whether it's generating leads, increasing brand awareness, or launching new products, knowing what you want to achieve will guide all your planning efforts.

### Budgeting

Create a detailed budget covering every aspect of the show, from booth space rental and design to marketing and travel expenses. Consider allocating funds for on-site or digital sponsorship opportunities such as **Lead Booster** that can amplify your presence before and during the event.

### Booth Design and Branding


Your booth is a physical representation of your brand. Design it to stand out and attract visitors. Consider how digital elements like your online **Exhibitor Profile** can complement your physical presence and start engaging attendees even before the show begins.

### Pre-Show Marketing

Build anticipation for your booth by engaging in pre-show marketing activities. Use email marketing, social media, and the event's digital platforms to announce your participation and invite attendees to visit your booth.

### Logistics and Operations

Plan all logistical aspects well in advance, including shipping, booth setup, and technology requirements. Ensure any digital tools you plan to use are fully integrated and tested before the show starts.





## CONNECT | AT THE SHOW

### Booth Staffing and Training

Your staff are your brand ambassadors. Equip them with comprehensive product knowledge and effective communication skills to make every visitor interaction count. Training should also cover efficient lead capture practices with the **Lead Manager** system to ensure no opportunities are missed during busy periods.

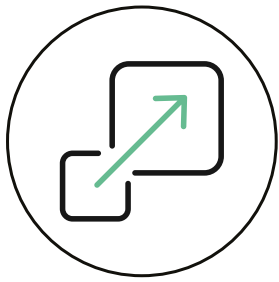
### Engagement Tactics

Maximize attendee engagement by creating a dynamic booth experience that blends interactive demonstrations, contests and live presentations. Use **Lead Booster** to expand your reach and attract even more of the right leads with compelling pre-show offers. These elements not only draw visitors in but also foster meaningful interactions and discussions about your products or services. Effective engagement is about making each visitor feel valued and intrigued, setting the stage for deeper connections and potential leads.

### Lead Capture and Management

Adopt a streamlined approach to collecting and organizing lead information. Utilize tools like **Lead Manager** that allow for quick data capture, ensuring you can follow up effectively post-event. Efficient lead management practices are key to maximizing the value of every interaction at the show.





## THRIVE | *POST-SHOW*

### Lead Follow-Up

After the show, promptly review the leads you've collected and start the follow-up process. Tailor your outreach based on the interactions at the booth to keep it relevant and engaging. The goal is to convert the initial interest into concrete business opportunities, making use of **Lead Manager** and your **Exhibitor Dashboard** to organize and streamline this effort.

### Performance Analysis

Assess how the event went for your team and your booth by reviewing the number of leads gathered, the feedback received, and overall booth traffic via your **Exhibition Dashboard**. See what attracted attendees, what they engaged with most, and how they found out about your booth. This evaluation will highlight successful strategies and pinpoint areas for improvement.

### Continued Engagement

Keep the conversation going with your new contacts and leads after the show has ended. Use a mix of email, social media, and other marketing efforts to ensure your brand remains top of mind.

# Have Questions?

The JCK Exhibitor Success Team is available for all your operational needs and is devoted to creating the best possible exhibiting experience for you.

FIND YOUR CUSTOMER SUCCESS COORDINATOR BASED ON SHOW FLOOR NEIGHBORHOOD/PAVILION BY VISITING OUR WEBSITE BELOW:

[JCK2025.COM/CONTACTUS](https://www.jck2025.com/contactus)